

# Academic Article Template for Manuscript or Preprint\*

Author A<sup>1</sup>, Author B<sup>2</sup>, and Author C<sup>1,\*</sup>

<sup>1</sup>*Department of Mathematics, L<sup>A</sup>T<sub>E</sub>X University*

<sup>2</sup>*Department of Mechanical Engineering, L<sup>A</sup>T<sub>E</sub>X University*

Date: October 11, 2024

## Abstract

This is an example L<sup>A</sup>T<sub>E</sub>X article. This can be used as a template for new articles. Abstracts must be able to stand alone and so cannot contain citations to the paper's references, equations, etc. An abstract must consist of a single paragraph and be concise. Because of online formatting, abstracts must appear as plain as possible. Any equations should be inline.

**Keywords:** Academic article, Example, L<sup>A</sup>T<sub>E</sub>X template

**Mathematics Subject Classification:** 65M60, 65M12.

## 1. Introduction

The introduction introduces the context and summarizes the manuscript. It is important to clearly state the contributions of this piece of work.

In this paper, we present a new method for solving the model equation

$$\begin{cases} \partial_t u - \varepsilon^2 \Delta u + u^3 - u = 0, & \text{in } \Omega \times \mathcal{T}, \\ u(x, y, t) = g(t), & \text{on } \partial\Omega \times \mathcal{T}, \\ u(x, y, 0) = \varphi(x, y), & \text{on } \Omega, \end{cases} \quad (1.1)$$

where  $\varepsilon$  is a small parameter.

This is an example of referencing the equation (1.1).

The merits of our method are as follows:

- item one
- item two
- item three
- 1. item one
- 2. item two
- 3. item three

The outline is not required, but we show an example here.

The paper is organized as follows. Our main results are in 3, our new algorithm is in 4, experimental results are in 5, discussion is in 6 and the conclusions follow in 7.

---

\*This is a title footnote

\*Corresponding author. Email address: xyz@math.univ.edu

## 2. Preliminaries

### 2.1. This is subsection

2.1.1. *This is subsubsection*

## 3. Main results

We interleave text filler with some example theorems and theorem-like items.

**Definition 3.1.** This is a definition environment.

**Lemma 3.1.** *This is a lemma environment.*

**Theorem 3.1.** *This is a theorem environment.*

*Proof.* This is a proof environment. □

**Lemma 3.2.** *This is a lemma environment*

(i) *item A*

(ii) *item B*

$$\lim_{n \rightarrow \infty} \left(1 + \frac{1}{n}\right)^n = e. \quad (3.1)$$

This is a citation example [1, 5]. This statement requires citations [3–5].

Here we state our main result as 3.2.

**Theorem 3.2** (*LDL<sup>T</sup> Factorization [2]*). *If  $A \in \mathbb{R}^{n \times n}$  is symmetric and the principal submatrix  $A(1:k, 1:k)$  is nonsingular for  $k = 1:n-1$ , then there exists a unit lower triangular matrix  $L$  and a diagonal matrix*

$$D = \text{diag}(d_1, \dots, d_n),$$

*such that  $A = LDL^T$ . The factorization is unique.*

LaTeX is a high-quality typesetting system; it includes features designed for the production of technical and scientific documentation. LaTeX is based on the idea that it is better to leave document design to document designers, and to let authors get on with writing documents.

**Theorem 3.3** (Mean Value Theorem). *Suppose  $f$  is a function that is continuous on the closed interval  $[a, b]$  and differentiable on the open interval  $(a, b)$ . Then there exists a number  $c$  such that  $a < c < b$  and*

$$f'(c) = \frac{f(b) - f(a)}{b - a}.$$

*In other words,*

$$f(b) - f(a) = f'(c)(b - a).$$

*Remark 3.1.* Observe that 3.2, 3.3 correctly mix references to multiple labels.

**Corollary 3.1.** *Let  $f(x)$  be continuous and differentiable everywhere. If  $f(x)$  has at least two roots, then  $f'(x)$  must have at least one root.*

*Proof.* Let  $a$  and  $b$  be two distinct roots of  $f$ . By 3.3, there exists a number  $c$  such that

$$f'(c) = \frac{f(b) - f(a)}{b - a} = \frac{0 - 0}{b - a} = 0.$$

□

Note that it may require two L<sup>A</sup>T<sub>E</sub>X compilations for the proof marks to show.

Display matrices can be rendered using environments from **amsmath**:

$$S = \begin{bmatrix} 1 & 0 \\ 0 & 0 \end{bmatrix} \quad \text{and} \quad C = \begin{pmatrix} 1 & 1 & 0 \\ 1 & 1 & 0 \\ 0 & 0 & 0 \end{pmatrix}. \quad (3.2)$$

Equation 3.2 shows some example matrices.

We calculate the Fréchet derivative of  $F$  as follows:

$$F'(U, V)(H, K) = \langle R(U, V), H\Sigma V^T + U\Sigma K^T - P(H\Sigma V^T + U\Sigma K^T) \rangle \quad (3.3a)$$

$$\begin{aligned} &= \langle R(U, V), H\Sigma V^T + U\Sigma K^T \rangle \\ &= \langle R(U, V)V\Sigma^T, H \rangle + \langle \Sigma^T U^T R(U, V), K^T \rangle. \end{aligned} \quad (3.3b)$$

3.3a is the first line, and 3.3b is the last line.

## 4. Algorithm

Our analysis leads to the algorithm in 1.

---

### Algorithm 1 Build tree

---

```

Define  $P := T := \{\{1\}, \dots, \{d\}\}$ 
while  $\#P > 1$  do
  Choose  $C' \in \mathcal{C}_p(P)$  with  $C' := \operatorname{argmin}_{C \in \mathcal{C}_p(P)} \varrho(C)$ 
  Find an optimal partition tree  $T_{C'}$ 
  Update  $P := (P \setminus C') \cup \{\bigcup_{t \in C'} t\}$ 
  Update  $T := T \cup \{\bigcup_{t \in \tau} t : \tau \in T_{C'} \setminus \mathcal{L}(T_{C'})\}$ 
end while
return  $T$ 

```

---

Adjust the width of the algorithm environment

---

### Algorithm 2 Euclid's algorithm

---

```

1: procedure EUCLID( $a, b$ ) ▷ The g.c.d. of a and b
2:    $r \leftarrow a \bmod b$ 
3:   while  $r \neq 0$  do ▷ We have the answer if r is 0
4:      $a \leftarrow b$ 
5:      $b \leftarrow r$ 
6:      $r \leftarrow a \bmod b$ 
7:   end while
8:   return  $b$  ▷ The gcd is b
9: end procedure

```

---

## 5. Experimental results

Some experimental results here. Some experimental results here. Some experimental results here.  
 Some experimental results here. Some experimental results here. Some experimental results here.

**Example 1.** This is example environment.

Figure 5.1 shows some example results.

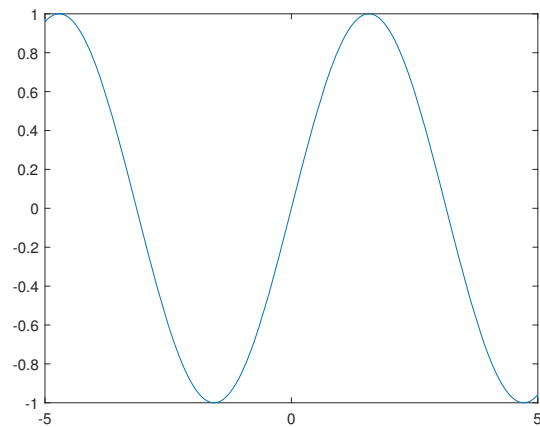


Figure 5.1. Example figure using external image files.

The two figures are placed side by side, sharing the same title, as shown in Figure 5.2.

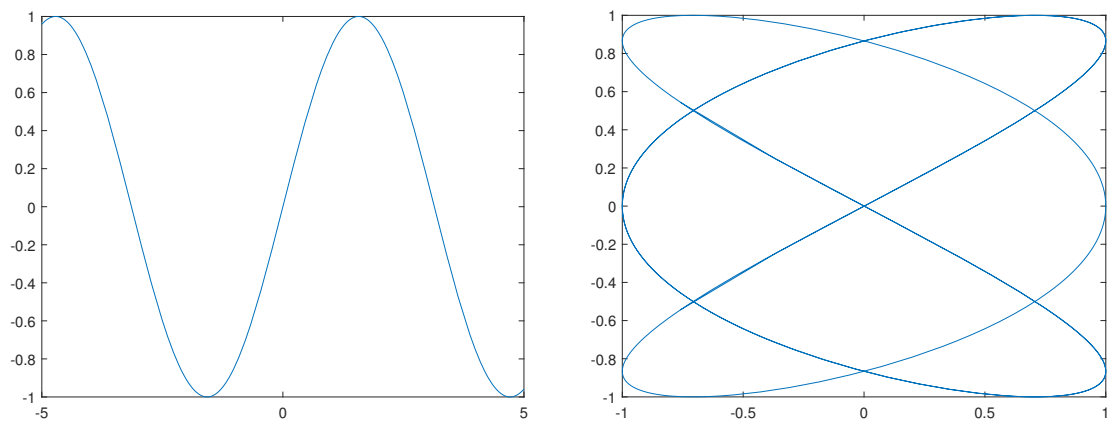


Figure 5.2. Left: Caption 1, Right: Caption 2.

Use the `tabular` environment to generate Table 5.1. The commands `\tabcolsep` and `\tabcolsep` control the spacing between columns and the vertical space between rows, respectively.

Table 5.1. Event Schedule

Date	Location	Event Name	Remarks
2023-02	New York	Academic Symposium	Topic: Artificial Intelligence
2023-05	London	Academic Exchange	Focus: Mathematical Modeling
2023-09	Shanghai	Technology Exhibition	Display of New Chips
2024-02	Tokyo	Research Workshop	Subject: Quantum Computing
2024-06	Paris	International Conference	Theme: Climate Change

Use `minipage` package to set images side-by-side, each with its own title, as shown in Figure 5.3 and Figure 5.4.

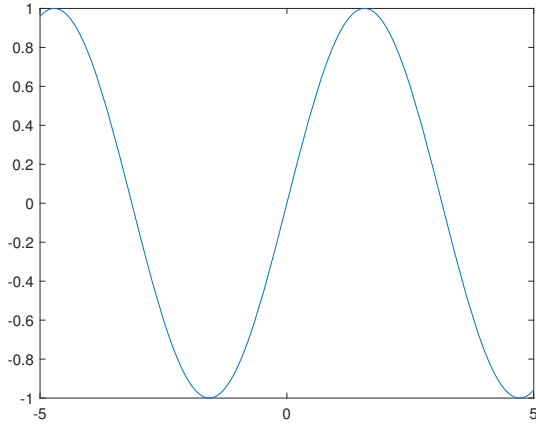


Figure 5.3. Caption A

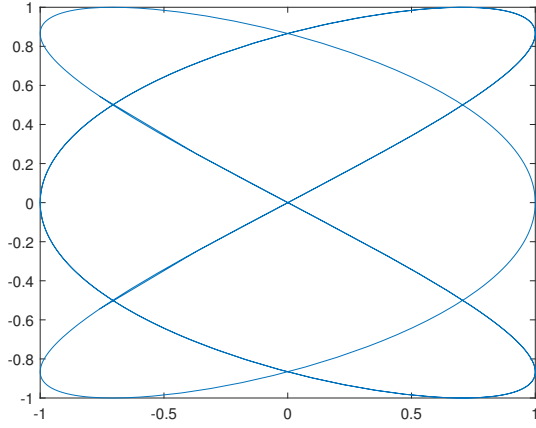
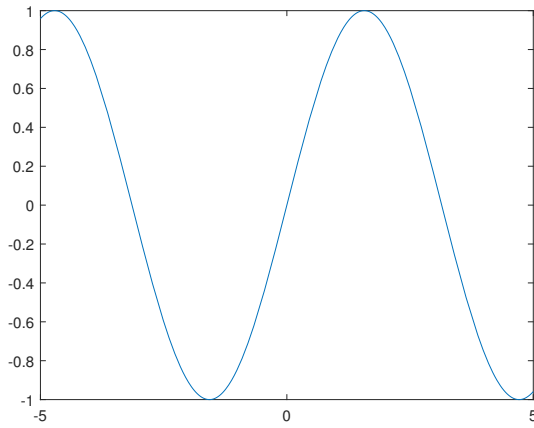
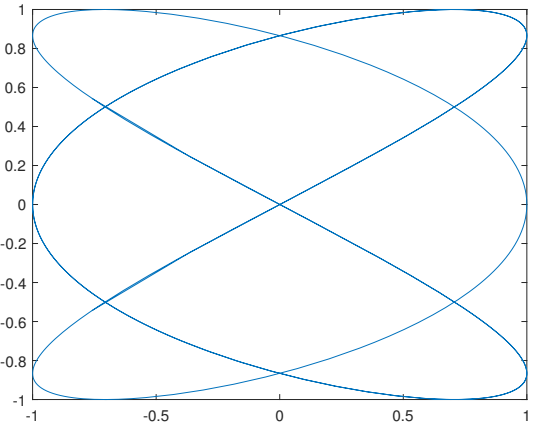


Figure 5.4. Caption B

Use `subfig` package to set subfigure, each with its subcaption, as shown in Figure 5.5.



(a) Subcaption A



(b) Subcaption B

Figure 5.5. Two subfigures

Use the `tabularx` environment to generate Table 5.2.

Table 5.2. Height and weight sample of students from a school

Serial No.	Age	Height (cm)	Weight (kg)
001	15	156	42
002	16	158	45
003	14	162	48
004	15	163	50
Average	15	159.75	46.25

Additional results are available in the supplement in Table 5.3.

Table 5.3. Numerical error

degree	step-size $h$	$L^2$ -errors	order	$H^1$ -errors	order	$L^\infty$ -errors	order
1	1/128	9.18E-06	2.02	7.70E-03	1.01	6.46E-07	2.02
	1/256	2.29E-06	2.01	1.92E-03	1.00	1.61E-07	2.01
	1/512	5.70E-07	2.00	9.56E-04	1.00	4.01E-08	2.00
2	1/128	1.39E-08	3.01	1.15E-05	2.01	3.48E-12	4.02
	1/256	1.73E-09	3.01	2.88E-06	2.01	3.27E-13	3.94
	1/512	2.17E-10	3.00	7.24E-06	2.00	6.66E-13	1.55
3	1/32	2.28E-09	4.05	6.92E-07	3.04	1.45E-15	8.21
	1/64	1.42E-10	4.03	8.65E-08	3.02	2.06E-14	3.85
	1/128	8.91E-12	4.01	1.08E-08	3.01	3.86E-14	0.91

## 6. Discussion of $Z = X \cup Y$

Some discussions here. Some discussions here. Some discussions here. Some discussions here. Some discussions here. Some discussions here. Some discussions here. Some discussions here.

## 7. Conclusions

Some conclusions here. Some conclusions here. Some conclusions here. Some conclusions here. Some conclusions here. Some conclusions here. Some conclusions here. Some conclusions here.

## A. An example appendix

The contents of the appendix are here.

**Lemma A.1.** *Test Lemma.*

This is an equation in the appendix.

$$a^2 + b^2 = c^2. \tag{A.1}$$

## Acknowledgments

We would like to acknowledge the assistance of volunteers in putting together this example manuscript and supplement.

## References

- [1] R. A. Adams and J. J. F. Fournier. *Sobolev spaces*. Elsevier, Amsterdam, 2nd edition, 2003.
- [2] G. H. Golub and C. F. Van Loan. *Matrix computations*. The Johns Hopkins University Press, Baltimore, 4th edition, 2013.

- [3] J. Shen. Efficient spectral-Galerkin method I. Direct solvers of second- and fourth-order equations using Legendre polynomials. *SIAM J. Sci. Comput.*, 15(6):1489–1505, 1994.
- [4] E. Tadmor. A review of numerical methods for nonlinear partial differential equations. *Bull. Amer. Math. Soc.*, 49(4):507–554, 2012.
- [5] L. N. Trefethen and J. A. C. Weideman. The exponentially convergent trapezoidal rule. *SIAM Rev.*, 56(3):385–458, 2014.